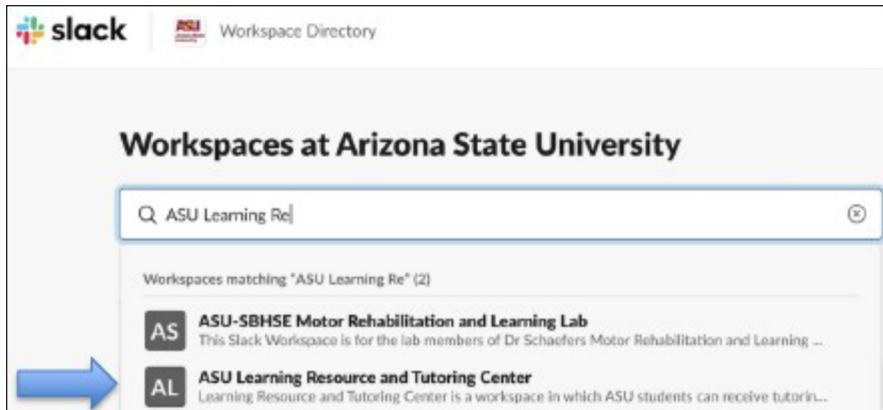
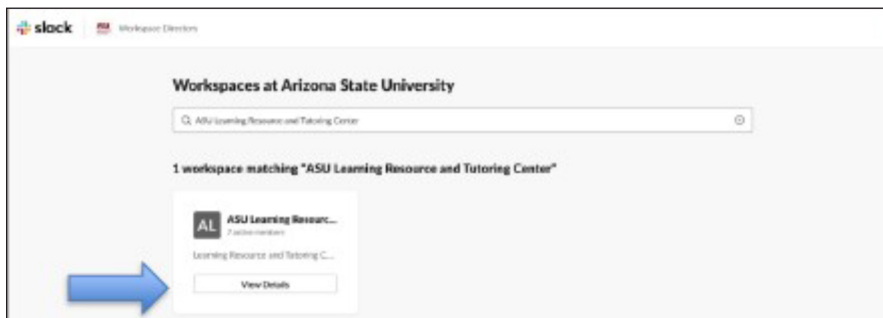


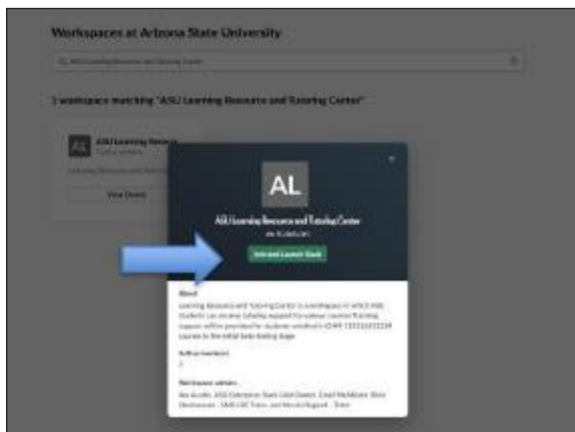
1. Go to <https://asu.enterprise.slack.com>
2. Sign in with your ASUrite information
3. If you are already a member of a Slack workspace through ASU, your page will open to your slack workspaces. If this happens, go back to <https://asu.enterprise.slack.com>
4. Search for "ASU Learning Resource and Tutoring Center"



5. Click "View Details"

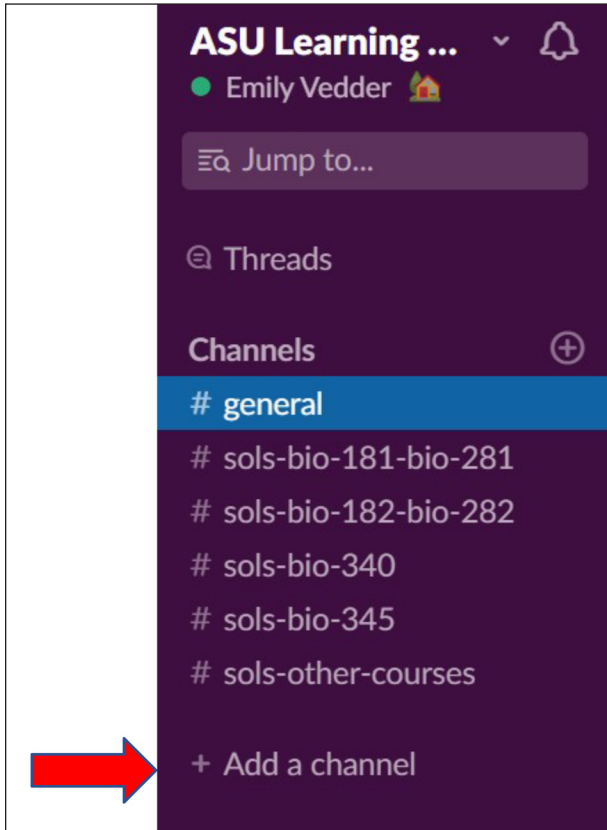


6. Click "Join and Launch in Slack"

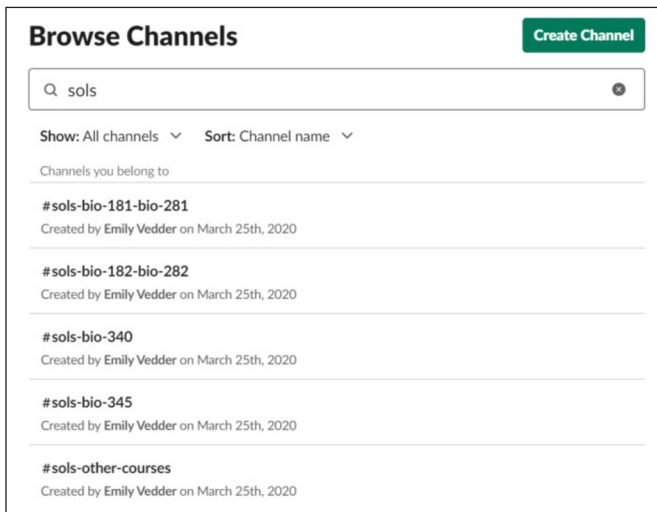


7. You have now joined the ASU Learning Resource and Tutoring Center!
Your page will reload with the ASU Learning Resource and Tutoring Center Workspace.

8. Now you will need to add the appropriate channel for your course. Click **+ Add Channel** in the left-hand navigation.



9. In the search bar that appears type in one of the following channels and select:
- sols-bio-181-bio-281
 - sols-bio-182-bio-282
 - sols-bio-340
 - sols-bio-345
 - sols-other-courses



You're all set to ask questions in the appropriate slack channel!